



## **2nd Learn2Change Conference**

10<sup>th</sup> – 14<sup>th</sup> September 2017, Internationales Haus Sonnenberg

### **Documentation**



## Contents

<b>1. Introduction .....</b>	<b>3</b>
<b>2. Program of the Learn2Change conference .....</b>	<b>5</b>
<b>3. Expectations for the conference .....</b>	<b>6</b>
<b>4. Presentation of the three workshops .....</b>	<b>6</b>
4.1 Presentation of the workshop “Online learning and communication” .....	7
4.1.1 Classification of the different parts of communication .....	7
4.1.2 What do we need for good online communication? .....	8
4.2 Presentation of the workshop “Basic concepts and beliefs, methods and tools and joint action” (with concepts like Mother Earth’s rights, sustainability etc.) .....	9
4.2.1 Results of the World Cafe .....	10
4.3 Presentation of the workshop “Basic concepts and beliefs, methods and tools and joint action” (with concepts like Civic action and Engagement, Peoples Empowerment etc.) .....	11
4.3.1 Presentation along the crossword puzzle .....	12
4.3.2 The target group of the network .....	13
<b>5. Open Space .....</b>	<b>14</b>
<b>6. What do we need to continue after the conference? .....</b>	<b>17</b>
<b>7. The network .....</b>	<b>18</b>
7.1 Further development / Improvement of the network .....	18
7.2 Working groups built during the conference .....	19
7.2.1 Website .....	19
7.2.2 International Action Week 2018 .....	19
7.2.3 Theatre .....	19
7.2.4 Empowerment .....	20
7.2.5 Publication / Book .....	20

Documentation written by Sarah Laustroer, VNB

Photos: Cover, p. 5, 8,9,11,18 Emine Akbaba, p. 21: Dirk Schröder Brandi, photos of working sheets: VNB

# 1. Introduction

In 2015 the “Learn2Change - Global Network of Educational Activists” was built and the first meetings and the first conference took place. Since then, the network has been collaborating and cooperating on local, regional and international activities both online and offline. The conference that is documented on the following pages was part of the second Learn2Change Academy that took place from 4<sup>th</sup> to 16<sup>th</sup> of September in Lower Saxony and Bremen. Its aim was to reflect on basic concepts and beliefs underlying the educational work, to share good practice, to develop new methods and materials and to consolidate and expand the Learn2Change-network.

The Learn2Change Academy included the following four activities:

- 4<sup>th</sup> September: Introduction seminar with 20 participants in Hannover
- 5<sup>th</sup>-8<sup>th</sup> September: 3 workshops with 5-7 participants each on different topics in Sievershausen, Steyerberg and Bremen
- 10<sup>th</sup>-14<sup>th</sup> September: conference with 50-60 participants at the Internationales Haus Sonnenberg, St. Andreasberg
- 15<sup>th</sup>-16<sup>th</sup> September: Evaluation seminar with 20 participants at the Internationales Haus Sonnenberg, St. Andreasberg

At the moment the network is already working on two bigger projects that were already fixed before the conference. Until the middle of 2018 a book shall be published with essays, personal stories and methods from members of the network and e-learning shall be tested, including webinars and skype expert interviews. So the personal meeting was also used to work on these projects. During the conference three poster have been collocated on the wall with the invitation for the participants to fill them and to write their wishes, ideas and possible contributions regarding the Learn2Change network, the book publication and the e-learning.

The results are presented in the table on the following page:

	Wishes	Ideas	Contributions
<b>Learn2Change network</b>	Keep it simple & lively → e.g. short films about successful actions in our work (posts) A touch of solidarity More dialogue (real exchange + discussion + working together) Ongoing communication	Interactive world map Joint project: “empowerment trainings + workshops” (implementation in all countries → discuss → develop → present online) Little working groups / networks that discuss / exchange about special issues / themes and give ideas / results into the bigger network	Writing + editing articles for the publication (Louis) Friends
<b>Book</b>	Article on the dominant economic system (capitalism) as source of multiple crisis Different text forms: essays, stories, portraits, poems Youth activities in relation to SDGs (Louis) Multilingual Articles written by multinational teams Easy access to it (book & content) Online free available (PDF) Not only individual articles but <u>dialogue</u> + <u>discussion</u> Full in imagery: fotos + art Reflection on colonialism and colonial continuities (also in our education work)	Songs (we had on the conference) Cartoons Essay on buen vivir and other concepts Including a critical view on global power structures in the concept (role for the genesis of the network, book etc.) + reflecting it in the (selection of) texts (who writes about whom and how?) Maybe international interview teams? Joint articles, talks on topics e.g. “Buen vivir – a concept for the global north?” ↔ discussion / different perspectives on “wordings”, e.g. development etc. Smart tags to vidos + weblinks	Participate in editing team (Gabi) Tools / methods / reflections on “empowerment” Experiences of our work (Gertraud) Poems, articles, methods (Louis) Collect relevant materials Bring in material from workgroup basic concepts (Sabine) Participate in working group of concepts as Buen Vivir (Katherine)
<b>E-Learning</b>	Low data consumption Online support: a person / committee that is responsible for maintaining / updating / managing the network tools Collection of visions / good ideas from all over the world Online courses on certain topics Discussion + dialogue!! Resources platform User friendly Info for change action	Diversity and dynamics in community education: best participatory approach Webinar with Vanessa Andreotti + Manish Gain Possibility to upload material oneself E-twinning Trello Discussions on concepts Cooperation University of Bremen Sustainability Webinar “Method Boxes” Tools for empowerment Toolboxes + documents to download e.g. dragon dreaming manual “How to...” Tutorials	Community resilience to climate variability Material recommendations

## 2. Program of the Learn2Change conference

The second Learn2Change conference took place from the 10th of September until the 14th of September in the „Internationales Haus Sonnenberg“ with around 50 participants from 16 different countries. It was facilitated by Dominique Pannke and Benjamin Kafka of the NGO “Impuls – Agentur für angewandte Utopien”, who already facilitated the first conference in 2015.

The conference started on Sunday evening with a dinner. In the session afterwards there was the possibility to get to know each other, get to know the relations of everyone towards the network and to talk about the expectations of everyone regarding the conference.

The program of the other days can be seen in the picture below.



### 3. Expectations for the conference

The expectations for the conference were collected in group discussions. The results of the groups are the following:

- Networking and finding concrete ideas that inspire us to stay involved and active in the network.
- Learn from each other and building solutions.
- A “Harz Mountain Retreat”: Relax and refuel by deepening the dialogue and connecting beyond words towards (joint) action.
- Work together to change ourselves and improve the impact of our work.
- Our expectation is to stabilize the Learn2Change network with its diversity as our inspiration and to come up with concrete action and collaboration!
- To share our different contexts & concepts to bring back home concrete methodologies to be adapted to our local realities; get inspired & strive for equal relationships inside and outside the network.
- We wish direct contact, exchange of north and south perspectives, getting to know each other and sharing of experiences, get to know some methods from other / different countries.

### 4. Presentation of the three workshops

The week before the conference three workshops took place in three different places in Lower Saxony and Bremen for four days (05.09.-08.09.2017). In every workshop five to seven participants of the Learn2Change network worked together on a fixed topic in order to use the results for the network. Furthermore they prepared a session for the conference regarding their topic.

There have been the following three workshops:

**1. Online learning and communication**

**2. Basic concepts and beliefs, methods and tools and joint action**

Concepts: Civic action & Engagement, Peoples Empowerment, (Re)Politizing issues (of social justice)..., Shrinking space for NGO's, SDGs, Democracy?!, Social movements, Activating youth, Political action / Campaigning

**3. Basic concepts and beliefs, methods and tools and joint action**

Concepts: Buen Vivir / Good Life, Mother earth's rights, SDGs, sustainability



## 4.1 Presentation of the workshop “Online learning and communication”

### Schedule of the session

1. Presentation of a short sketch to show the need of online communication and online tools to organize an international meeting.
2. Positioning with all participants to the question which tools or platforms shall be used for the (online) communication.
3. Presentation of a short video, giving an impression on the work during the workshop.
4. Presentation of the classification made during the workshop: The group divided the online communication into three parts – internal communication, information and e-learning (results can be seen below).
5. Presentation of the website and the Facebook page. [www.learn2change-network.org](http://www.learn2change-network.org)  
<https://www.facebook.com/Learn2Change-1941644612750701/>
6. Presentation of ILIAS with a short explanation video (made with FCC-Free Conference Call).
7. Work in small groups on the question “What do you need for good communication?” and presentation of the results (please see below).
8. Presentation of the online tool Answergarden: <https://answergarden.ch/>

### Results

#### 4.1.1 Classification of the different parts of communication (developed during the workshop)

	<b>Internal communication</b>	<b>Information</b>	<b>E-Learning</b>
<b>Platforms</b>	E-Mail Trello Free Conference Call (FCC) Skype Facebook group	Website Facebook page YouTube	ILIAS YouTube Skype / FCC
<b>Objectives / What do we want to use it for?</b>	<b><i>Internal communication</i></b> <ul style="list-style-type: none"><li>• Coordination</li><li>• Organization</li><li>• Decision making</li><li>• Planning actions &amp; asking for support</li><li>→ virtual online meetings</li><li>→ share documents</li><li>→ discuss topics</li></ul>	<b><i>Share information with the public</i></b> <ul style="list-style-type: none"><li>• Articles</li><li>• Publications</li><li>• Information about our activities as a network</li><li>• Information about the members and the organizations of Learn2Change</li></ul>	<b><i>Learning and teaching</i></b> <ul style="list-style-type: none"><li>• Webinars (e.g. about methods)</li></ul>

#### 4.1.2 What do we need for good online communication?

(Results of a discussion in small groups)

Online communication is very important for the network. We should have clear what we are using it exactly for and who is working on what so that everyone knows where to find which information. In this context the question came up, whether the tool or the content comes first.

The online communication should have a good structure and good preparation. We should have time resources in mind and an equal access in regard of attitude because not everything is words, there is also music, talking, images, games and playful ways to express and share contents. As we are working in a global network we also still have to face the question in future which language we use for communication.

On the **technical side** it is important that we have an equal access and that the tools we use are flexible and open. It would be nice to have one platform, like a Learn2Change office, where everyone gets all information etc. he or she needs.

**What is needed from everyone?** In order to have a good working online communication everyone needs time resources and everyone has to share ideas, contents and questions to keep the communication alive.

Furthermore it is good to have a **coordination**. It has to be clear who is in charge. Maybe we can have one responsible person for every tool. We also agreed that the news of the network should be transparent, to guarantee this we could work on a newsletter.




Group work on communication



## 4.2 Presentation of the workshop “Basic concepts and beliefs, methods and tools and joint action” (with concepts like Mother Earth’s rights, sustainability etc.)

### Schedule of the session

1. Confidence activity “I won’t let you down” – building a circle where everyone supports each other.
2. Report of the work during the workshop, visualized by a volcano. The roots of the volcano are the needs of people and nature, the relation to Mother Earth, spirituality and the motivation. The crater of the volcano are the concepts like Buen Vivir, Mother Earth’s rights, Sustainable Development Goals and Global Citizenship. What comes out of the volcano are urgent actions, improvement of life, change action, teaching, affect the people, transforming energy, compassion / love, visualization of activists and their violation and impact.
3. Presentation of each participant of an example of their work and the relation to the concepts/philosophies.
4. World Café about the three following topics:
  - How do you relate to Mother Earth?
  - Which philosophies / concepts do you use in your work or as a background?
  - What is your motivation in your work?
5. Creation of a volcano with all the participants. Therefore the workshop members prepared a volcano made of clay and invited all the participants to write their ideas on cards and put them with sticks into the clay.
6. Closing of the session with an activity in a circle where an impulse is given around.

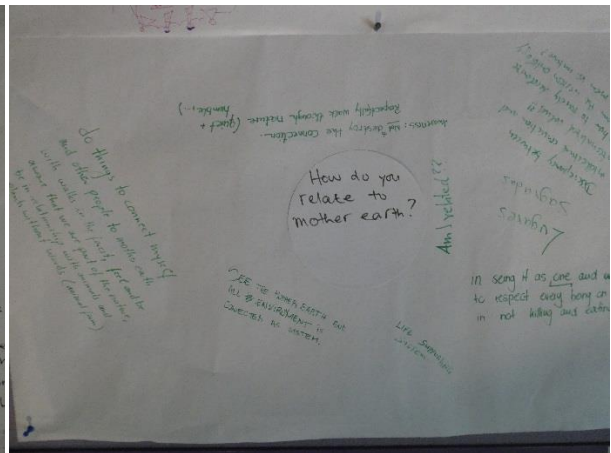
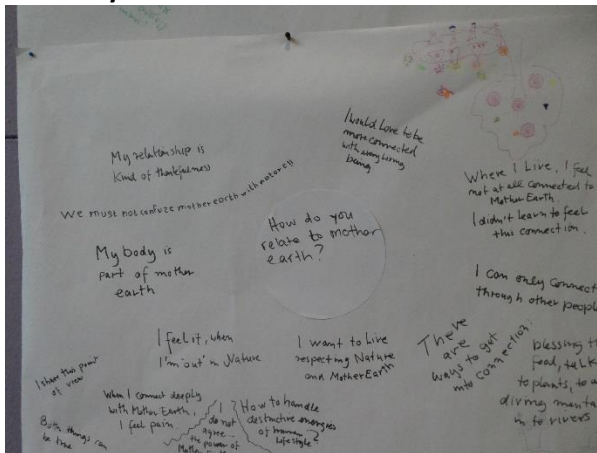


World café on basic concepts and beliefs


## Results

### 4.2.1 Results of the World Cafe

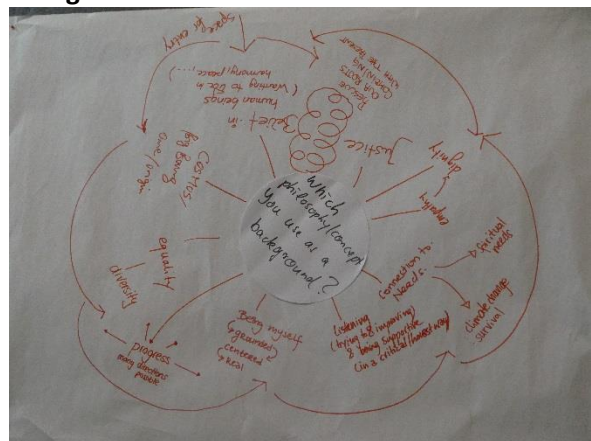
#### How do you relate to mother earth?



#### Which philosophy or concept do you use in your work?



#### Which philosophy or concept do you use as a background?



#### What is your motivation in your work?





### 4.3 Presentation of the workshop “Basic concepts and beliefs, methods and tools and joint action” (with concepts like Civic action and Engagement, Peoples Empowerment etc.)

#### Schedule of the session

1. Presentation along a crossword puzzle. The workshop group used a crossword puzzle to extract key words that would highlight the places and events they visited and what they learned and experienced during the workshop. The participants should guess the words in small groups, then the workshop group explained the word and gave a short presentation.
2. Showcase of a video snapshot of the team’s workshop travel.
3. Raising the question about the target group of the network. Therefore the group gave four possibilities (one in every corner of the room) and asked the participants to answer the question and go to the respective corner. The possibilities have been: Educators, Communities, Educators and Communities, Somebody else.
4. Discussion on the question “How can civic action work for us if we have diverse perspectives?”. Key differences pointed out for network members have been survival, social security, economic situation and political situation. How do these affect the future joint action in the network?
5. Collection of ideas for future joint action in the network.



Collecting ideas of future work on civic action

## Results

### 4.3.1 Presentation along the crossword puzzle

Key word	What does it represent? / In which way was this part of the workshop?	What civic/political action can we draw or use from this?
Peace	The workshop took place in the antiwar-house in Sievershausen.	Non-violence civic actions (inspirations from Martin Luther King Junior)
Climate Change Food Clothes Transport	The group got to know the climate city walks that JANUN organizes in Hannover. Climate change, food, clothes and transport are main topics of the walk.	Civic action is public action
Participation	The group visited the agency for political education of Lower Saxony.	Participatory citizens and citizenship → Who participates and who doesn't and why? → Whose voices are heard and whose not?
Social Responsibility	The group visited an Agenda21-workshop on school enterprises.	Social responsibility is civic responsibility
Networking	The group attended a discussion round in the Town Hall in Hannover (Transcultural Dialogue).	Civic networking – both online and offline → How can we effectively use social networking, online platforms to facilitate civic engagement?
Empowerment	The group visited a meeting of the Peer Leader International group Braunschweig.	Civic empowerment gap → Do we have the knowledge, skills, attitudes and behaviours to engage in civic action and change?

#### 4.3.2 The target group of the network

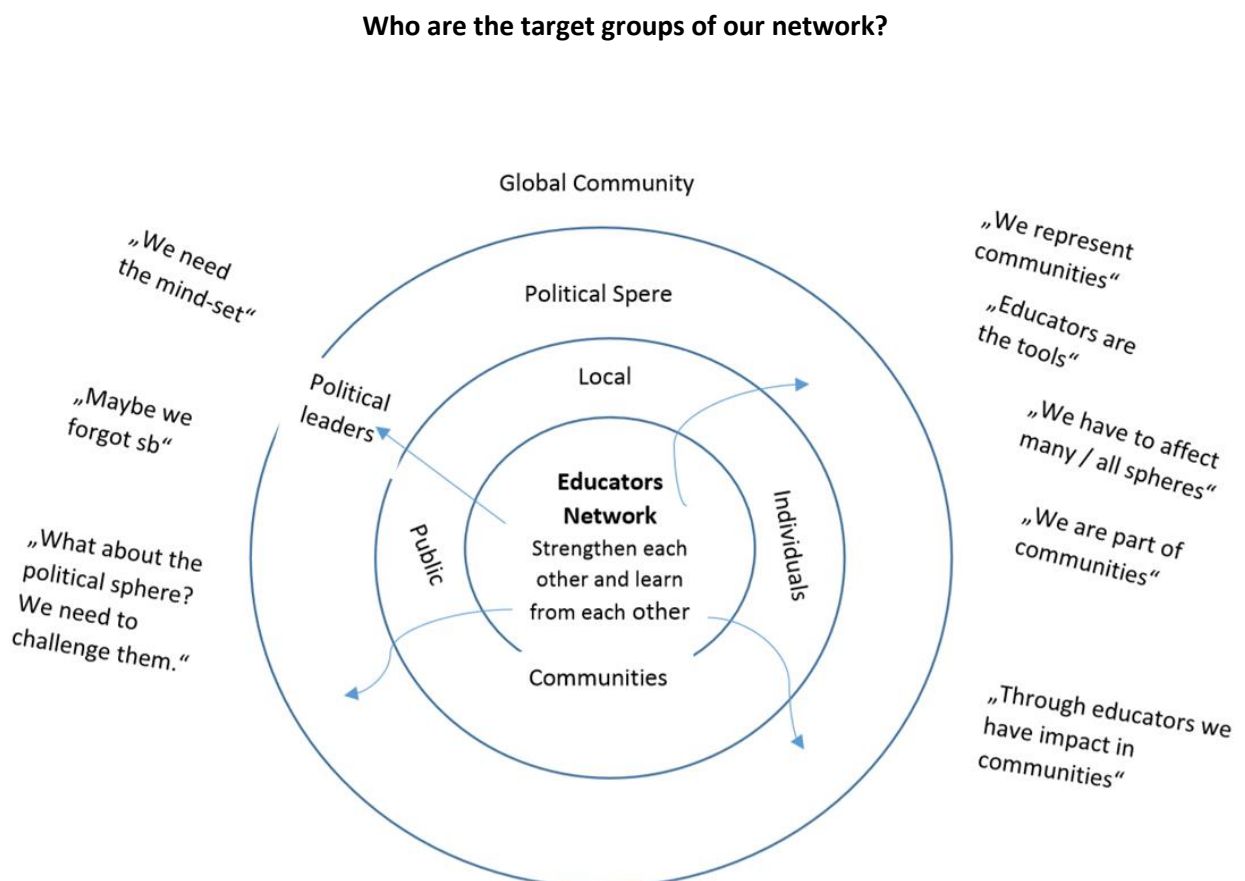
During the workshop the group found themselves in a dilemma of marking who the network's main target groups were. Therefore they decided to bring this question to the conference for the big group. They opened four corners with different possibilities and asked the participants to choose one of the given possibilities and go to the respective corner.

Question: Who are the target groups of our network?

- Educators?
- Communities?
- Both?
- Somebody else?

The results were inconclusive and each corner had participants who had good points to justify their corner. However, everyone agreed that educators were the main target group for now. All the interventions were for educators to prepare them to take learning, sharing and experience in Global Learning for Sustainable Development forward.

While the group was discussing the facilitators painted a picture based on the comments:





## 5. Open Space

Tuesday 14:45 – 15:45 / 2.45 – 3.45 pm

### ➤ **Digital Media & education**

The group worked on digital education that is still quite unknown in the field of global learning. Digital tools like interactive maps, games etc. can be used for collecting knowledge of people, for democratization and showing different perspectives.

**Results / Follow up:** Design your own Actionbound-Tour: [Actionbound.com](http://Actionbound.com). Play map the gap (in your App-Store). Save the climate: <http://game.sameworld.eu>

### ➤ **Change to learn**

### ➤ **Videoclip „International music production“**

Peter explained how he produced a music video with a school in Hoya (Germany) and a group of young people in Brasil and showed some „professional“ clips on youtube.

**Results / Follow up:** The group decided to make an own video clip. Jemail will send his music to Peter and Buso will try to organize a recording between our international group.

### ➤ **Sharing best practice & methods (Klimafresser)**

The VNB theatre project “Klimafresser” on the topic of climate change and food was presented by Andi and Annika. Possibilities of a common follow up project with Sisir / Bitu from Bangladesh were developed.

### ➤ **Common network action day**

A group worked on the idea. In the last days of the conference a working group was built of this topic so the results for the follow up can be found on page ?? of this documentation.

### ➤ **Mapuche Solidarity**

The group talked about the current situation of the Mapuche in Chile (indigenous people from Chile) and thought about possibilities to show solidarity or to support their “fight” against unfair treatment.

**Results / Follow up:** The group wrote a letter to the Chilean president in the name of Learn2Change. Other ideas are to send a letter to Chilean embassies in different countries and to publish the letter on the webpage as well. Furthermore we could contact the German ambassador in Chile and the UNO. Rayen’s (a Mapuche poet) reading in Hannover the 26<sup>th</sup> of October is also a good occasion to present the situation in Chile.

The group agreed that the wisdom of the indigenous peoples concerning mother earth and “good life” is essential for the whole world. Therefore it should be visible in the book of Learn2Change.

Tuesday 16:00 – 17:30 / 4 – 5:30 pm

### ➤ **Tchibo – Advertising for coffee from Costa Rica – a “human rights violation”?**

The group talked about an advertisement of Tchibo to promote a special coffee from C.R. with the help of a woman in traditional Maya clothes. Picture is taken from Getty images and marked as “for editorial use”. The group agreed that companies should be forced to respect indigenous cultures and not abuse them for their purposes. It is especially insensitive to commercialize culture of indigenous people who suffered a lot of genocide in the recent

past. If using these beautiful images, companies should pay to communities and organizations directly.

**Results / Follow up:** The group suggested to write one letter to Getty images to tell them how the photo is used and another letter to Tchibo to express the irritation that they use a photo with another cultural background. How to continue then depends on the answers.

- **Is eating vegetarian / vegan a privilege? Can eating animals possibly go with an aware / ethical / ... way of life?**
- **River links / Networking India and?**
- **Indigenous peoples, the amazon and climate change**  
Indigenous and tribal peoples are not visible in mainstream society – neither as victims of climate change nor as potential contributors to a solution to combat or mitigate climate change. A desired state to strive for is that indigenous and tribal populations are recognized by governments, corporate sector and transnational institutions as stakeholders against climate change.  
**Results / Follow up:** Indigenous and tribal people should be integrated in conferences and projects as well as in project funding strategies and policies.
- **Recycling wisdom – glass painting + artwork**  
April showed the participants ways to recycle glass and paint it. The current situation is that packages and food or domestic waste pollute the earth and the living environment. A state to strive for is to use less, reduce unnecessary consumption, re-use and upcycle.  
**Results / Follow up:** The upcycling wisdom should be shared – experiences of our own work and information as special issues e.g. aluminum. A craft workshop could be organized.



Open Space workshop on indigenous people taking place in the forest

Wednesday

➤ **Check Global Labour University**

The group checked the Global Labour University as an example for webinars. The feedback of the workshop is that we have to look for better conditions to try out webinars, exchange ideas and create new ideas. This needs more time

**Results / Follow up:** There is a need for a platform at Learn2Change for questions and ideas (maybe a blog).

➤ **Theatre of Change**

The group exchanged ideas.

Results / Follow up: The group had the idea to create a theatre group in the Learn2Change network and to do projects together, spin ideas together and act together. A working group was established. More details are collected on page 16 of the documentation.

➤ **Transformative poetry – creative writeshop**

The linear path of rational thinking does not seem to lead to the fundamental changes needed. Poetry / creative writing can be used as a tool to broaden our imagination by inviting forms of wisdom, interrelating and co-creation that go beyond the cognitive and logical, including the sensual, affective, visceral... The scheme of the writing activity was “The Wilderness beyond our Fences!” Techniques of venting body and mind, queering rational thinking and collective brainstorming around “wilderness” have been used.

**Results / Follow up:** Poetry / creative writing can be used to generate contributions for the Learn2Change book.

➤ **Decolonization of the body – theatre techniques**

Ivan taught different theatre techniques and gave a short introduction into the theory of the “decolonization of the body”.

➤ **Empowerment**

A working group was formed. More details are collected on page 17 of the documentation.

## 6. What do we need to continue after the conference?

During the evaluation of the Open Space the participants collected the points that were important to them for the further work of the network and that the network should keep in mind and work on after the conference. The results are listed below.

### Single projects

- Working on concrete ideas / projects e.g. the network action day, cultural and arts project, the Learn2Change song

### Spirit

- Transboundary fluidity
- Urgent actions: supporting the struggle of network members
- To realize a conference in South America, Africa or Asia
- Interactive map of participants of the network

### Funding

#### Communication

- Agreement of communication
- Clarity and organization of internal communication (online platform) and external information (website)
- Time schedule for the e-learning to really start
- Open the space for communication between different groups / experts
- Constantly share the results of the work (fotos, essays, videos)
- Short videos on our work (very low level, smartphone etc., around 2 minutes)
- Finding a concrete topic to start a (e-learning) dialogue (e.g. empowerment)

#### Responsibilities and task distribution

- Responsibilities have to be clear (for funding, coordination and certain points)

#### Action Plan / Strategy

- Discussing strategic direction of the network and the members (in various countries) on general projects and thematic areas of interest
- Finding milestones for the network
- Steps towards utopia: long term strategy

#### Structure

- Is the structure up to date?
- Connection with outer appearance
- Creating new working groups and keep existing working groups on.

#### Reflection

- Power reflections within the network



## 7. The network

### 7.1 Further development / Improvement of the network

We built a model of the current state of the network by positioning the different roles/players and then changed it to the picture of the future. Afterwards we analyzed the changes and collected the following leverage points for change:

1. We need to take a decision: Do we stay in the inner circle or do we want to open up? (e.g. for politicians, young people etc.) If so, we need to be inviting.
2. We have to reflect on how we want to fund ourselves.
3. We have to make us more visible.
4. We should clarify the coordination and then have one pulling direction through it.
5. We should concentrate on our highest potential, our topics, values, passion etc. and see the potential in addition to Mother Earth.
6. We should open the network more for wisdom of basic knowledge – also of indigenous people and isolated voices?
7. We should connect with all!
8. We shouldn't see certain roles (politicians/financers) as enemies.





## **7.2 Working groups built during the conference**

### **7.2.1 Website**

We need a website to inform about the network and its members. Furthermore we need it for the communication within the network. The objective is to have a new website with a platform.

The target group is the network itself and the worldwide public, as well as sponsors...

To build the website skills and time are needed as well as access to data, good connection, updated content and an editorial email address.

The timeline and the milestones are integrated into the action plan.

### **7.2.2 International Action Week 2018**

The International Action Week 2018 strengthens our togetherness and “grounds” the network by putting talking into (joint) action that also inspires our respective efforts.

The objectives are to strengthen our collective identity, to conduct a local action in the spirit of being part of a bigger international movement and share a common vision while celebrating diverse approaches and to send out a political message for change.

The target groups are the local target groups of the network members, the broader public and the network members themselves.

The timeline is integrated in the action plan.

### **7.2.3 Theatre**

The group already had three ideas:

1. “White clothes projection action performance”

A group of people (or a person) wears white clothes and goes on the street. Step by step someone puts words (on papers) on the body linked to a topic (e.g. climate change and the consequences). Another idea is to use the white body as a screen and project a video on it with a projector. The performance can be done at different places of the world on the same day.

2. Local issue video performance

The theatre group fixes a main topic and then the members work with their local communities to this topic and develop a theatre / performance to the main topic but focusing of course the local issues. Every group films it and gives the video to the other groups. For a better connection the videos can be put together to have on top of the local productions also one common product at the end. Furthermore video sequences from other countries could be integrated into the own theatre project.

3. Common theatre project

Theatre people from every country meet in one place and write a play/theatre together that they can perform then first together and then take it back home and transfer it so that they can perform it with a group at home.

### 7.2.4 Empowerment

The objective is to empower members for themselves and the empowerment of their communities. The target group are members of the network and communities we work with.

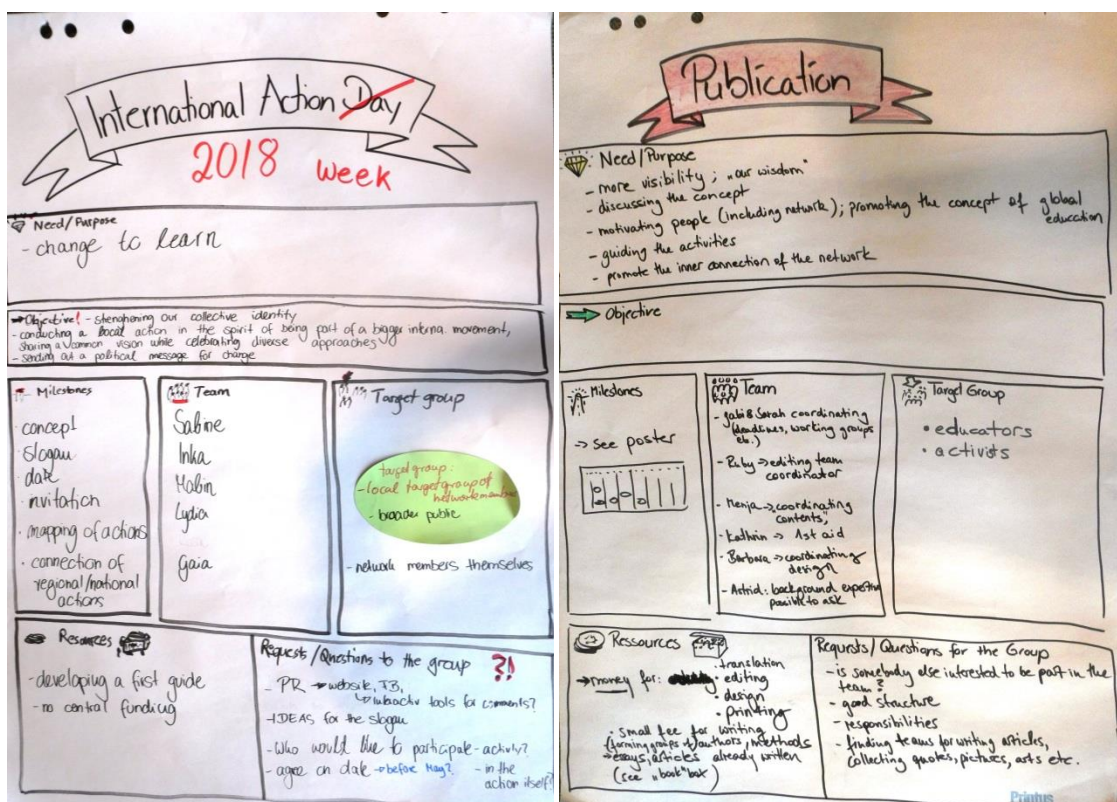
The idea is to share (methods, ideas etc.) and learn and to have a flowing interaction in the network. The knowledge of the network shall be transferred into our communities and communities from different parts of the world / regions shall be connected. Participatory methodology shall be promoted, for the communities as well as for the network. For all this a platform has to be defined. The timeline is integrated in the action plan.

### 7.2.5 Publication / Book

The purpose of the book is to be more visible, to show and share "our wisdom" and to discuss different concepts. With the book we want to motivate people (including the network members), to promote concepts of global learning, to guide the activities and to promote the inner connection of the network.

The target group are educators and activists within and outside the network.

The timeline is integrated in the action plan.



Result sheets of working groups on further activities

